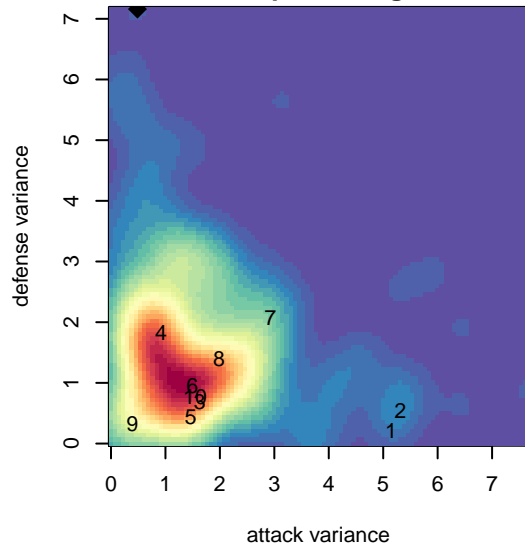
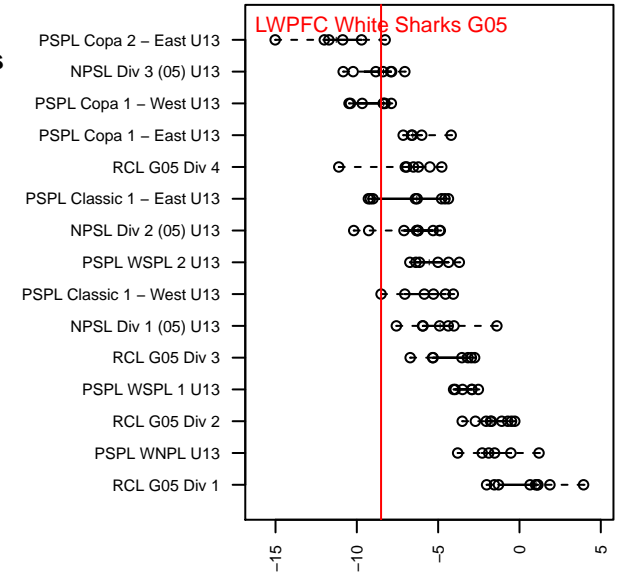
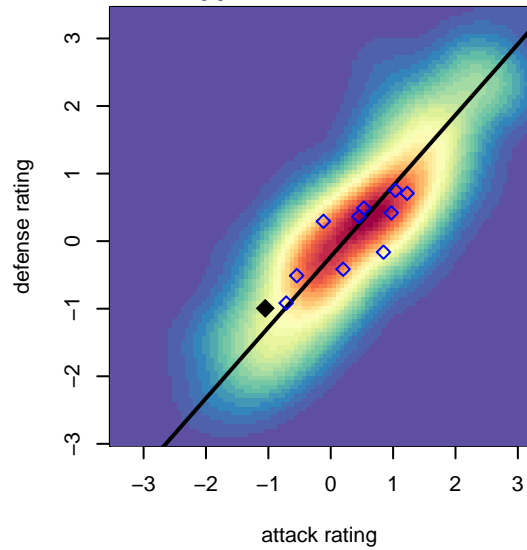


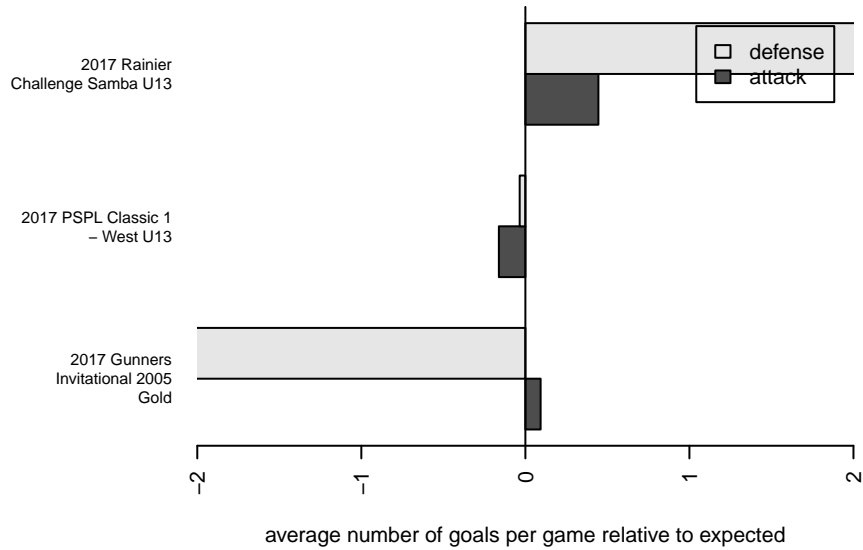
**attack and defense variance (black dot)
relative to other teams
and top 10 in region**



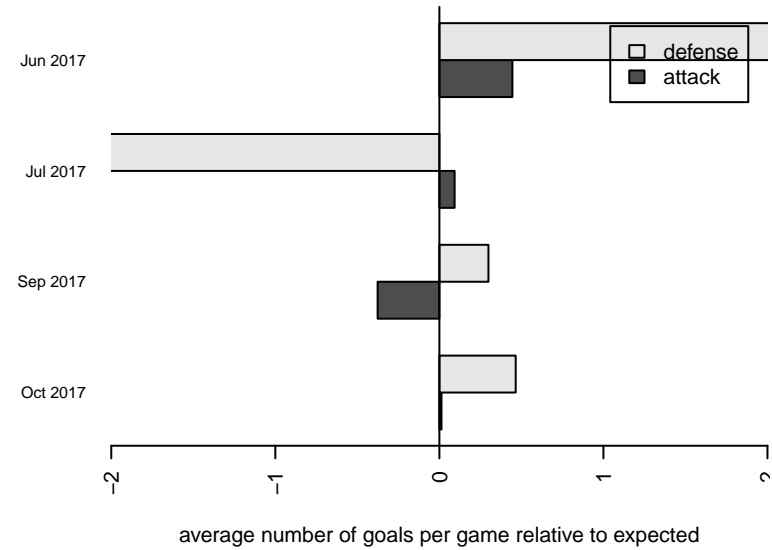
**attack and defense rating
relative to others at age
and all opponents in last 13 months**



Performance relative to 13 month average



Performance relative to 13 month average



date	home		away		venue	pred.home	pred.away
2017-11-04	LWPFC White Sharks G05	0	SGESC Fusion G05	7	2017 PSPL Classic 1 – West U13	0.56	2.96
2017-10-22	LWPFC White Sharks G05	2	MVP Marauders White G05	0	2017 PSPL Classic 1 – West U13	0.61	1.97
2017-10-21	MRFC Blue G05	9	LWPFC White Sharks G05	0	2017 PSPL Classic 1 – West U13	6.11	0.53
2017-10-15	Seattle Celtic White G05	2	LWPFC White Sharks G05	0	2017 PSPL Classic 1 – West U13	4.50	0.26
2017-10-14	LWPFC White Sharks G05	0	Nortac Sparta Red G05	1	2017 PSPL Classic 1 – West U13	0.34	2.29
2017-10-07	MVP Marauders White G05	2	LWPFC White Sharks G05	0	2017 PSPL Classic 1 – West U13	1.97	0.61
2017-10-01	SGESC Fusion G05	3	LWPFC White Sharks G05	1	2017 PSPL Classic 1 – West U13	2.96	0.56
2017-09-23	LWPFC White Sharks G05	0	Seattle Celtic White G05	7	2017 PSPL Classic 1 – West U13	0.26	4.50
2017-09-16	LWPFC White Sharks G05	0	MRFC Blue G05	4	2017 PSPL Classic 1 – West U13	0.53	6.11
2017-09-09	Nortac Sparta Red G05	1	LWPFC White Sharks G05	0	2017 PSPL Classic 1 – West U13	2.29	0.34
2017-07-09	ISC Gunners C G05	1	LWPFC White Sharks G05	1	2017 Gunners Invitational 2005 Gold	1.29	0.84
2017-07-08	LWPFC White Sharks G05	0	ISC Gunners B G05	7	2017 Gunners Invitational 2005 Gold	0.26	4.51
2017-07-08	MVP Marauders White G05	7	LWPFC White Sharks G05	1	2017 Gunners Invitational 2005 Gold	1.97	0.61
2017-06-24	LWPFC White Sharks G05	0	FWFC Blue G05	6	2017 Rainier Challenge Samba U13	0.26	7.21
2017-06-24	PacNW Blue G05	5	LWPFC White Sharks G05	2	2017 Rainier Challenge Samba U13	6.57	0.21
2017-06-23	Seattle United Samba G05	4	LWPFC White Sharks G05	0	2017 Rainier Challenge Samba U13	8.80	0.20